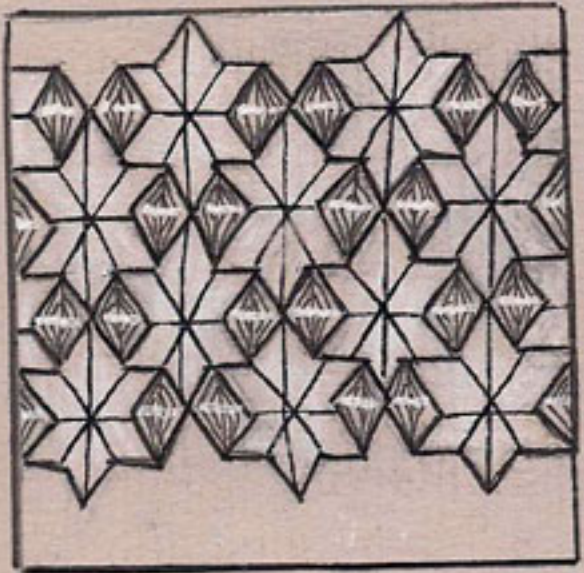

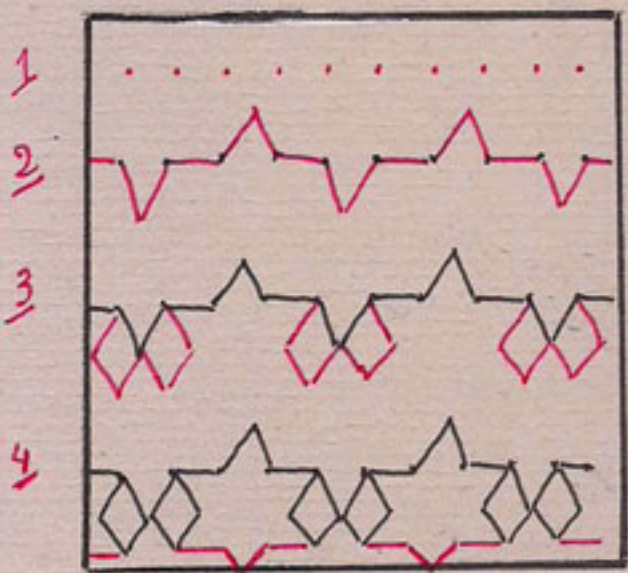


Mistura

Ria Matheussen



- 1 Drawing dots makes it easier to start.
- 2 Very important is to make equal little strokes.
- 3 Continue with drawing the "squares".
- 4 Form the first row, focus well.
- 5 After finishing the first row, you'll discover the simplicity to go further, and to relax, while drawing.
- 6 Embellish!!! Many variations are possible!

In combination with Martha's Bales (part 1)

Some variations:

